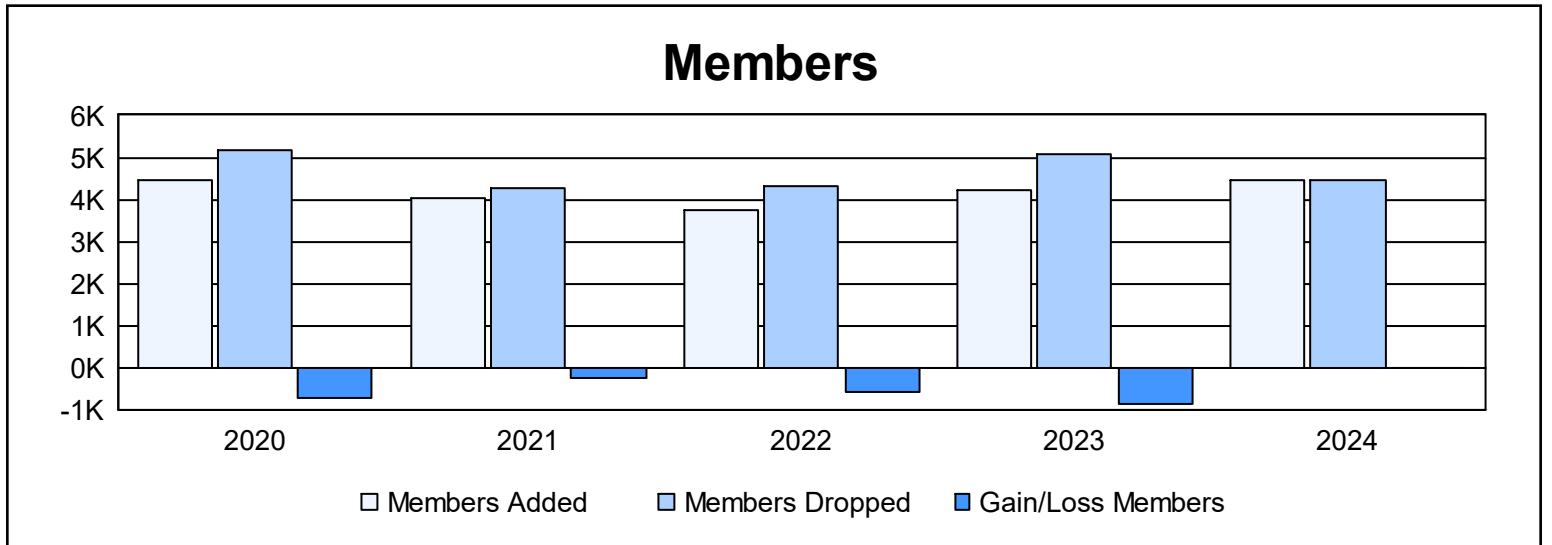
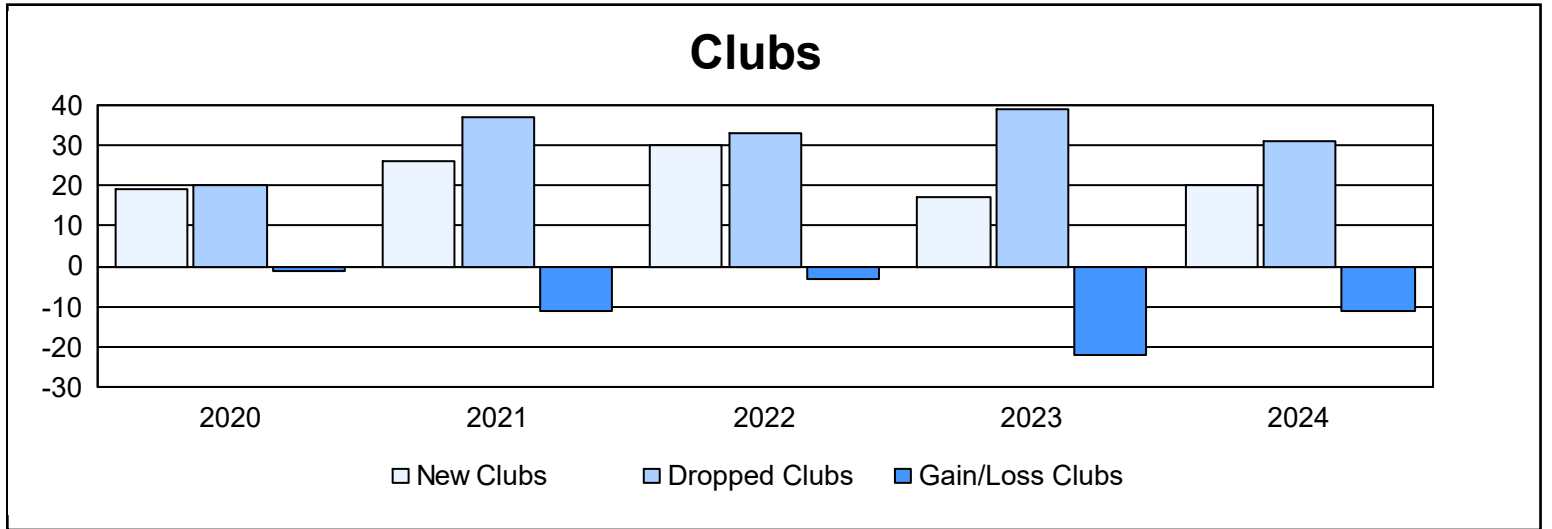
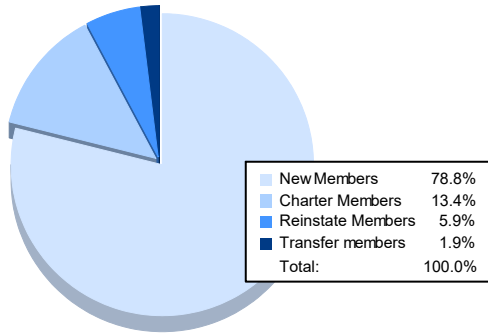


Year	New Clubs	Dropped Clubs	Gain/ Loss Clubs	New Members	Charter Members	Reinstate Members	Transfer Members	Total Member Added	Total Members Dropped	Gain/ Loss Members
2019-2020	19	20	-1	3,486	660	226	78	4,450	5,152	-702
2020-2021	26	37	-11	3,100	742	138	34	4,014	4,257	-243
2021-2022	30	33	-3	2,659	913	114	59	3,745	4,320	-575
2022-2023	17	39	-22	3,434	636	107	48	4,225	5,083	-858
2023-2024	20	31	-11	3,516	600	263	85	4,464	4,458	6
<b>Average</b>	<b>22</b>	<b>32</b>	<b>-10</b>	<b>3,239</b>	<b>710</b>	<b>170</b>	<b>61</b>	<b>4,180</b>	<b>4,654</b>	<b>-474</b>



### Membership Composition June 2024 Cumulative



### Gender Composition June 2024 Cumulative

